

INSECT / MOSQUITO NETS

Hidden nets

Opening nets into interior

Opening nets into exterior



Contact

SOLARMATIC-Sonnenschutz GmbH

Barnimstraße 18/19
D-15345 Eggersdorf b. Berlin

Tel.: +3341 / 44 868-0
Fax.: +3341 / 44 868-301
E-Mail: info@solarmatic.de
Web: www.solarmatic.de

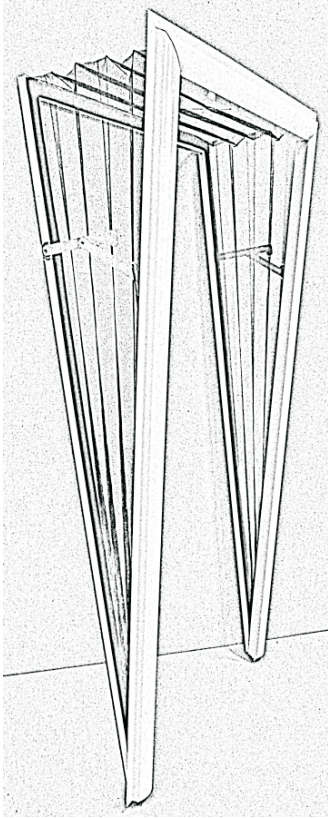
Content

1.	Hidden nets	
1.1	S4 - Hidden net (window)	4
	1.1.1 Measurement instructions	5
1.2	SD4 - Hidden net (door)	6
	1.2.1 Measurement instructions	7
2.	Opening nets into interior	
2.1	S5 - Opening net into interior (window)	8
	2.1.1 Measurement instructions	9
2.2	SD5 - Opening net into interior (door)	10
	2.2.1 Measurement instructions	11
2.	Opening nets into exterior	
3.1	SD6 - Opening net into exterior (door)	12
	3.1.1 Measurement instructions	13


1. Hidden nets

1.1 S4 - Hidden net (window)

Product view, price list



Exterior view

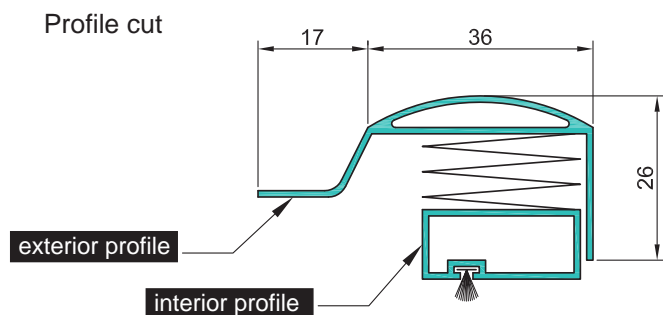


Standard net design	
• external profile - extruded	
• internal profile - extruded	
• folded mesh, black	
• internal corners	
• sealing brush - grey, height 6 mm	
• string, end of string	
• guiding segments, covers	

Dimensions			
Min. width	Min. height	Max. width	Max. height
25 cm	70 cm	150 cm	160 cm

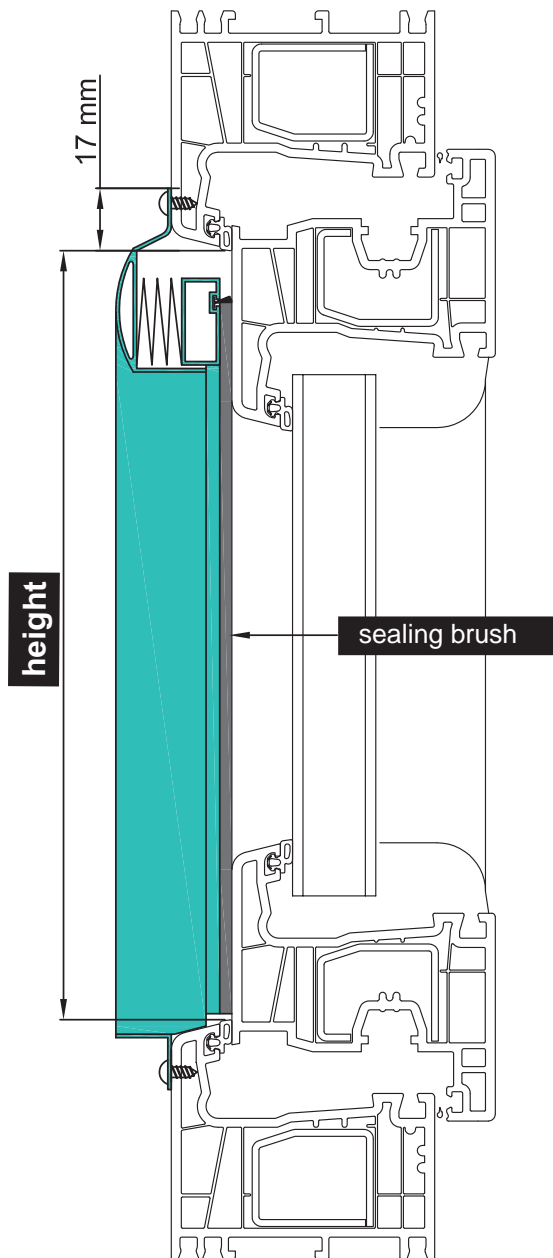
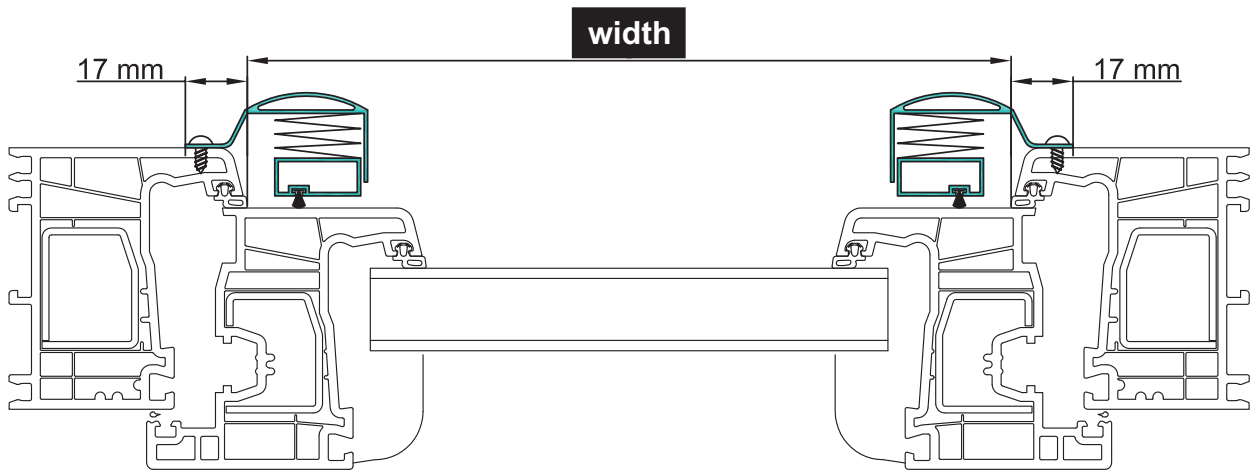
Usage	
• plastic windows	

PRICE LIST			
area		Colour variations	
		white	wood imitation, ral
0,00 m ²	1,00 m ²	59,2 €/ pc	+ 9,6 €/ pc
1,01 m ²	1,30 m ²	67,2 €/ pc	+ 11,6 €/ pc
over 1,31 m ²		72,8 €/ pc	+ 14,0 €/ pc

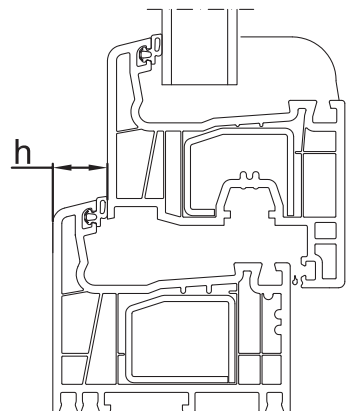


Prices are in EUR, EXW.

1.1.1 Measurement instructions

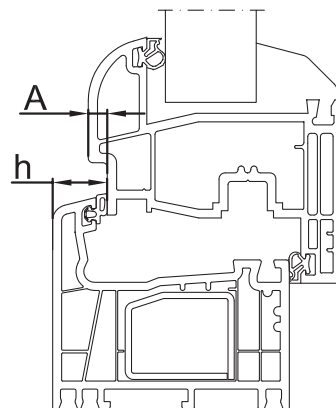


Profile with straight window casement



if the window casement is straight A=0

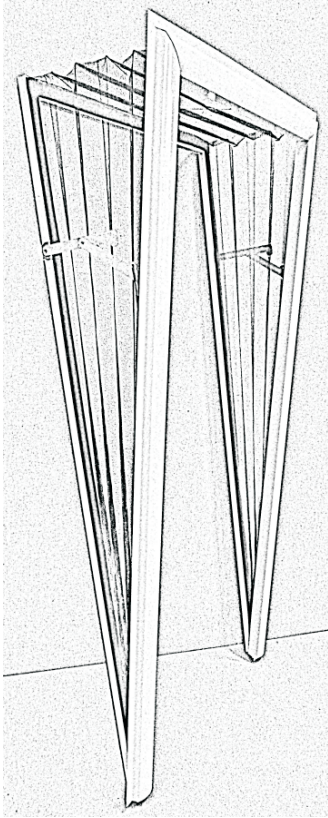
Profile with overlapping window casement




h - A ≥ 10 mm
 h - A < 9 mm (consultation with technician)

1.2 SD4 - Hidden net (door)

Product view, price list



Exterior view



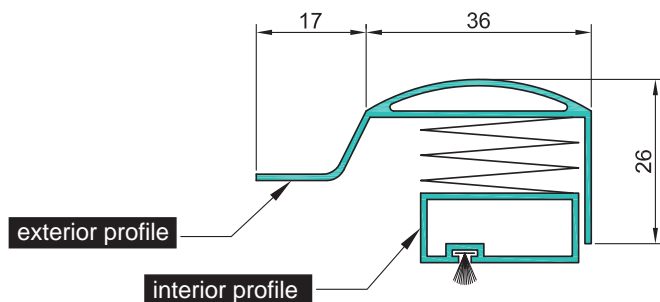
Standard net design			
<ul style="list-style-type: none"> external profile - extruded internal profile - extruded folded mesh, black internal corners sealing brush - grey, height 6 mm string, end of string guiding segments, covers 			

Dimensions			
Min. width	Min. height	Max. width	Max. height
25 cm	160 cm	150 cm	240 cm

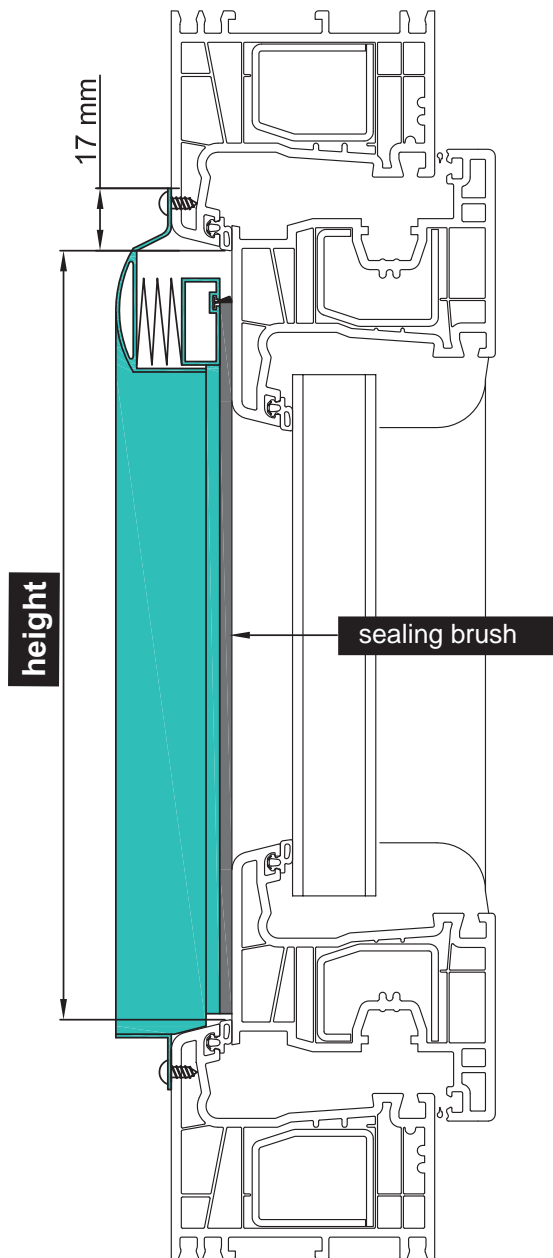
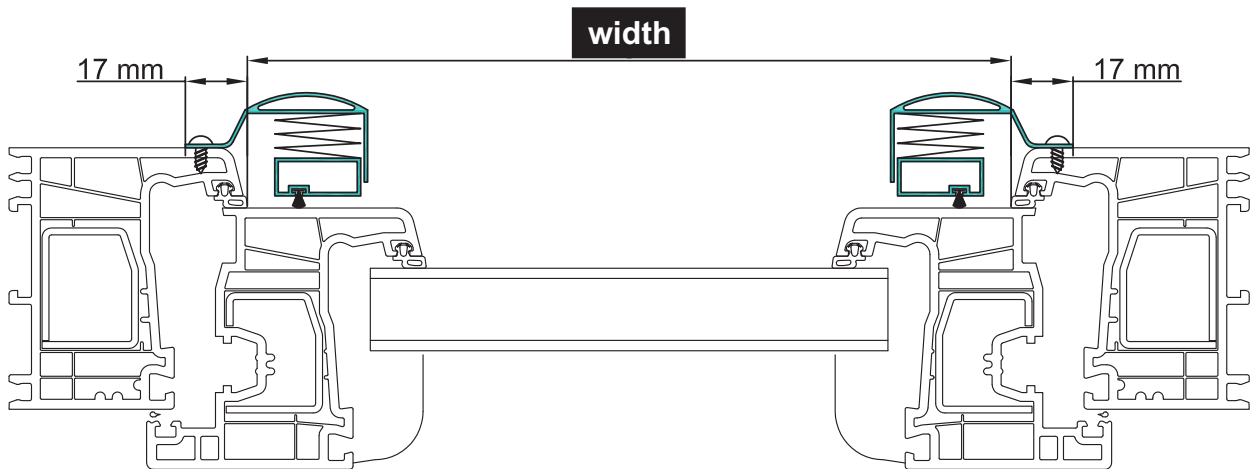
Usage	
<ul style="list-style-type: none"> plastic windows 	

PRICE LIST		
area	Colour variations	
	white	wood imitation, ral
1m ²	58 €	+ 20 €/ pc

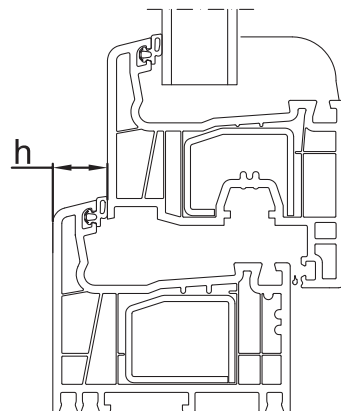
Profile cut



1.2.1 Measurement instructions

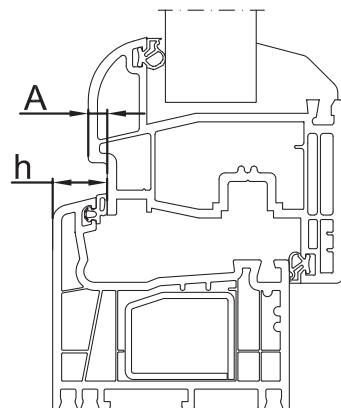


Profile with straight window casement



if the window casement is straight A=0

Profile with overlapping window casement



$h - A \geq 10 \text{ mm}$
 $h - A < 9 \text{ mm}$ (consultation with technician)


2. OPENNING NETS INTO INTERIOR

2. Opening nets into interior


2.1 S5 - Opening net into interior (window)

Product view, price list

Exterior view



Interior view



Standard net design

- external profile - extruded
- internal profile - extruded
- mesh grey, black
- internal corners
- sealing brush - grey, height 6 mm
- interior handle
- holder, hinges 2pcs

Dimensions

Min. width	Min. height	Max. width	Max. height
25 cm	25 cm	150 cm	160 cm

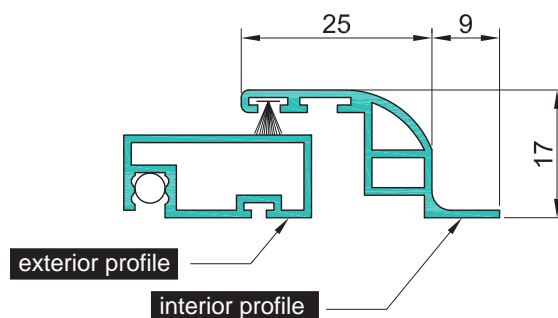
Usage

- plastic windows
- wood windows (consultation with technician)

PRICE LIST

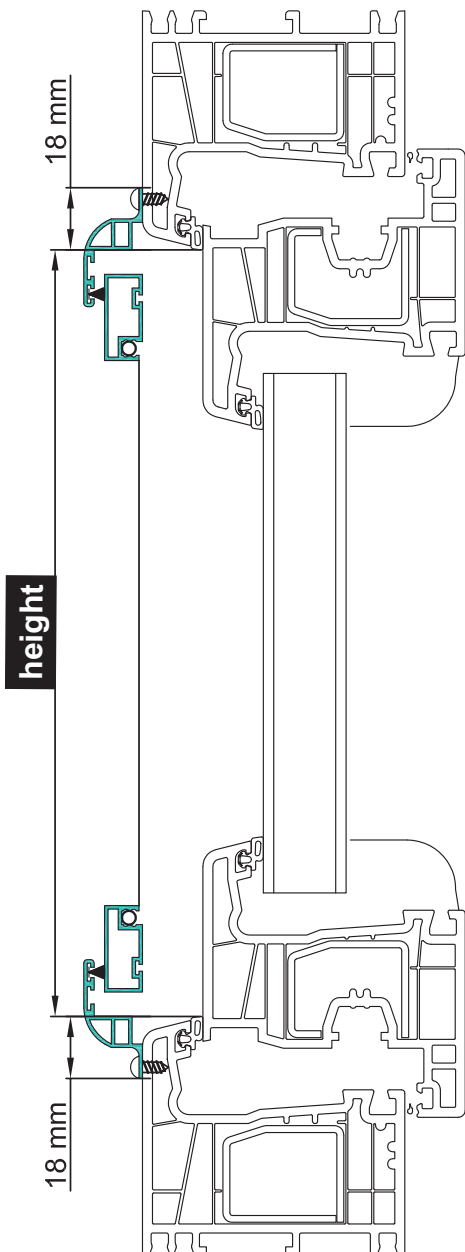
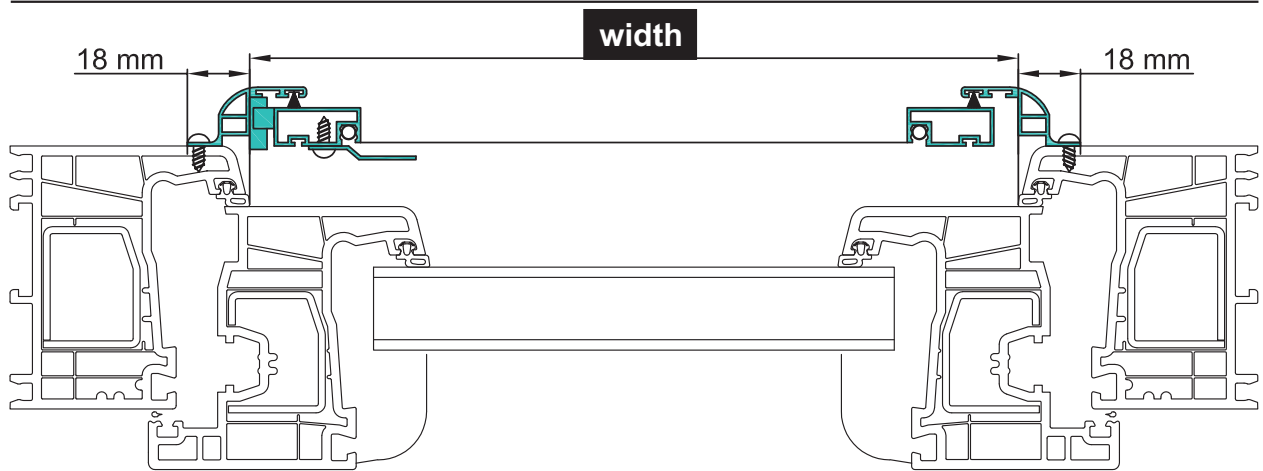
area		Colour variations	
		white	wood imitation, ral
0,00 m ²	1,00 m ²	47,2 €/ pc	+ 15,2 €/ pc
1,01 m ²	1,30 m ²	55,2 €/ pc	+ 19,2 €/ pc
over 1,31 m ²		62,0 €/ pc	+ 23,6 €/ pc

Profile cut

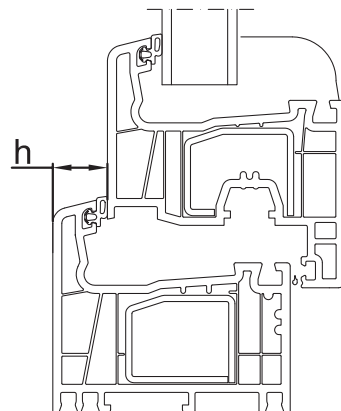


2. OPENNING NETS INTO INTERIOR

2.1.1 Measurement instructions

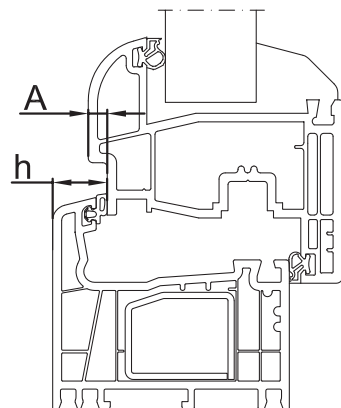


Profile with straight window casement



if the window casement is straight $A=0$

Profile with overlapping window casement




$h - A \geq 4 \text{ mm}$

$h - A < 3 \text{ mm}$ (consultation with technician)


2.2 SD5 - Opening net into interior (door)

Product view, price list

Exterior view



Interior view



Standard net design

- external profile - extruded
- internal profile - extruded
- mesh grey, black
- internal corners
- sealing brush - grey, height 6 mm
- interior handle, exterior handle
- holder, hinges 2 pcs
- middle partition 53 mm

Dimensions

Min. width	Min. height	Max. width	Max. height
25 cm	160 cm	150 cm	240 cm

Usage

- plastic windows
- wood windows (consultation with technician)

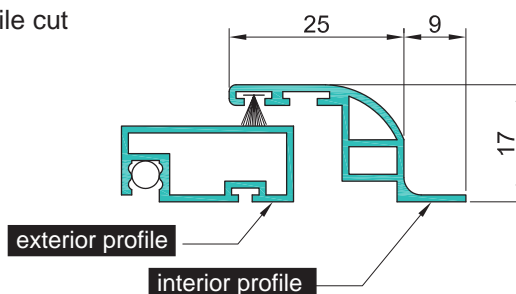
Opening side

Left opening	Right opening
door is left*	door is right*

PRICE LIST

area	Colour variations	
	white	wood imitation, ral
1m ²	52,8 €	+ 28 €/ ks

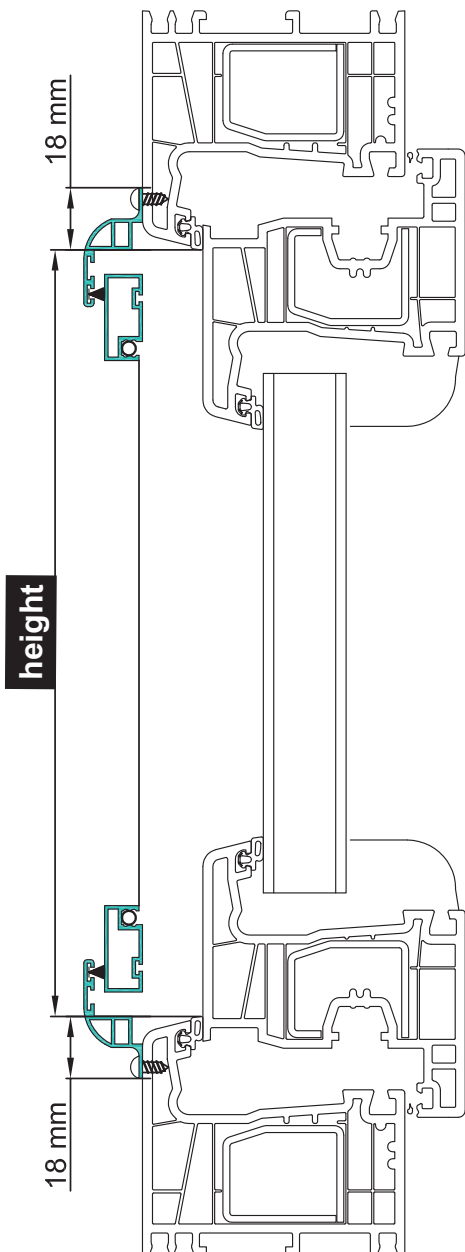
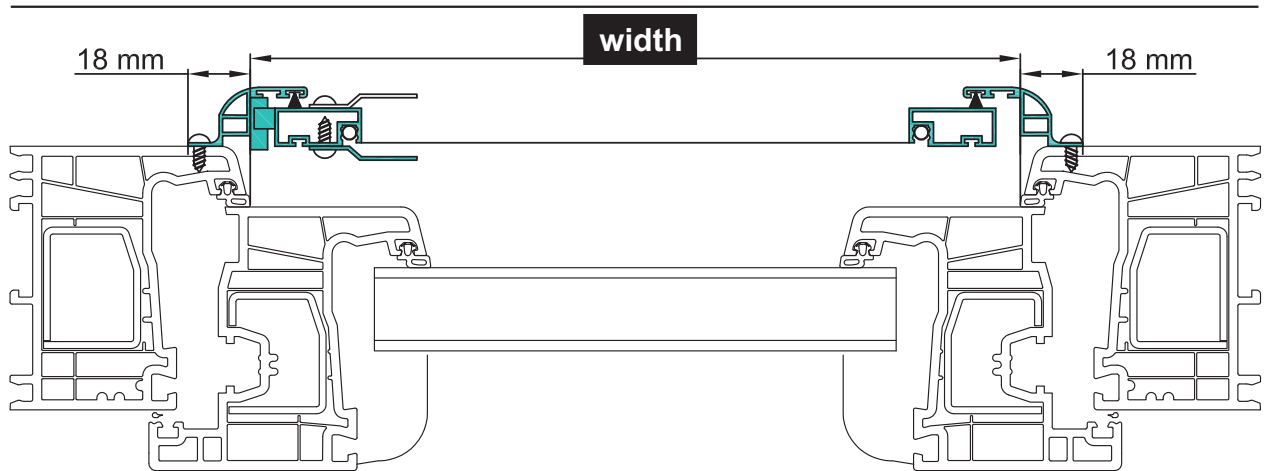
Profile cut



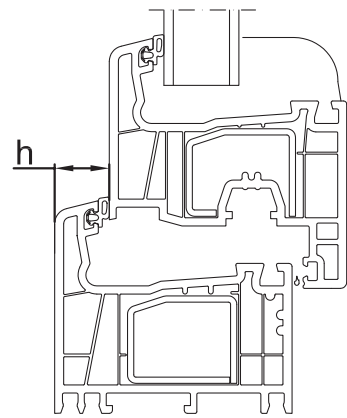
Prices are in EUR, EXW.

2. OPENNING NETS INTO INTERIOR

2.2.1 Measurement instructions

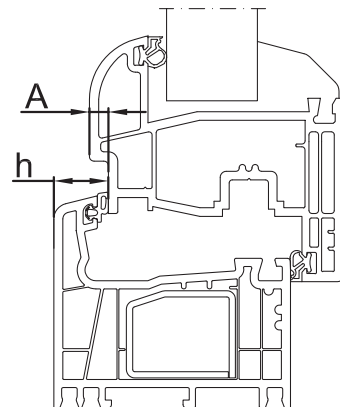


Profile with straight window casement



if the window casement is straight $A=0$

Profile with overlapping window casement



$h - A \geq 4 \text{ mm}$

$h - A < 3 \text{ mm}$ (consultation with technician)

Technical explanation:

Measurement of partition: measured from the lower edge of the door frame towards the center of the partition

* meaning direction of door opening, balcony etc.


3. OPENNING NETS INTO EXTERIOR

3. Opening nets into exterior

3.1 SD6 - Opening net into exterior (door)

Product view, price list

Exterior view



Standard net design

- profile 25 x 11 mm - extruded
- holder, hinges 2 pcs
- mesh grey, black
- internal corners
- sealing brush - grey, height 6 mm
- interior handle, exterior handle
- middle partition 53 mm

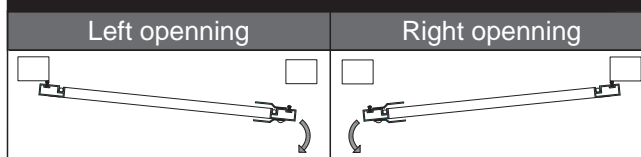
Dimensions

Min. width	Min. height	Max. width	Max. height
25 cm	160 cm	150 cm	240 cm

Usage

- plastic windows

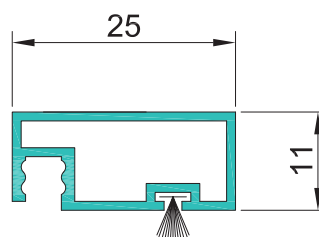
Opening side



PRICE LIST

area	Colour variations	
	white	wood imitation, ral
1m ²	43,6 €	+ 20 € / pc

Profile cut



Prices are in EUR, EXW.

3.1.1 Measurement instructions

